



## Child labour in Punjab: A spatio-temporal analysis (2001-11)

Vijay<sup>1</sup>, Anil Kumar<sup>2</sup>

<sup>1,2</sup> M.Phil. Research Scholar, Department of Geography, Kurukshetra University, Kurukshetra, Haryana, India

### Abstract

The term child labour is used for employment of children a certain age (below 14), which is considered illegal by law and custom. Most of the child labours are engaged in livestock, foresting agriculture and allied sector and fisheries. In urban areas, children work in eateries helper or cleaners in trucks, dhabas and As domestic servants etc. they have long working hours, bad and unhygienic working condition fewer wages. According to the census of India 2011- India's top four sates with reference to child labour are Uttar Pradesh, Maharashtra, Bihar and Andhra Pradesh. Punjab's top five districts in child labour are Ludhiana, Amritsar, Gurdaspur, Firozpur, and Jalandhar.

**Keywords:** child labour, employment, law and custom

### Introduction

Child labour is one of the main problems of India. Children born in poor families are forced to work not only for their own survival but also for their family

International Labour Organisation (ILO) defines child labour as "work that deprives children of their childhood, their potential and their dignity and that is harmful to physical and mental development. It refers to work that is mentally, physically, socially or morally dangerous and harmful to children or work whose schedule interferes with their ability to attend regular school, or work that affects in any manner their ability to focus during school or experience a healthy childhood"

### Causes

Poverty, lack of good Schools are consider to be the main causes of child labour in India.

Corruption in the government of our country also plays a major role in child because the laws that should be enforced to prevent child labour are not because of the corrupt government

Children's who instead of going to school work in factory remain illiterate throughout their life

Poor families with more children are more likely to get engage in child labour due to the burden of poverty parents are forced to send their children to work instead of school.

The demand for unskilled labour is another cause of child labour. Children are mostly unskilled and provide a cheap source of labour, making them an attractive option for many greedy employers.

### Objectives

To analyze the spatial and temporal variation in child labour in Punjab

### Study area

- It is situated in North-Western part of India, and is bounded by Jammu Kashmir in the North, Himachal Pradesh in Northeast.

- It is also bordered with Haryana from South-East to south and in the Southwest by Rajasthan and West to North bounded by Pakistan.

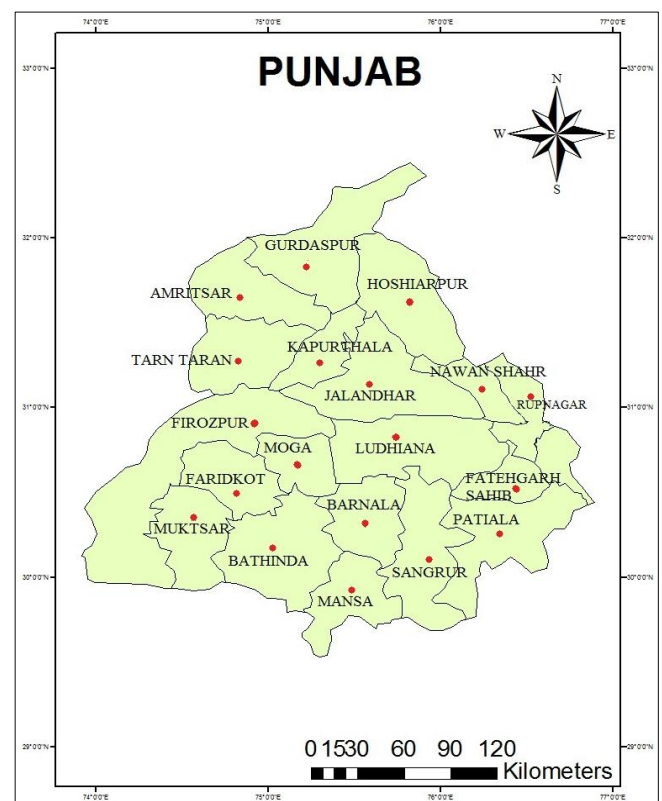


Fig 1

### Database and Methodology

- The present study is mainly based on secondary data, which is collected from Census of India, 2001 and 2011.
- Simple percentage method is used for analysis of data.
- The processed data is displayed with the help of choropleth maps which
- are prepared in Arc GIS 10.0 software

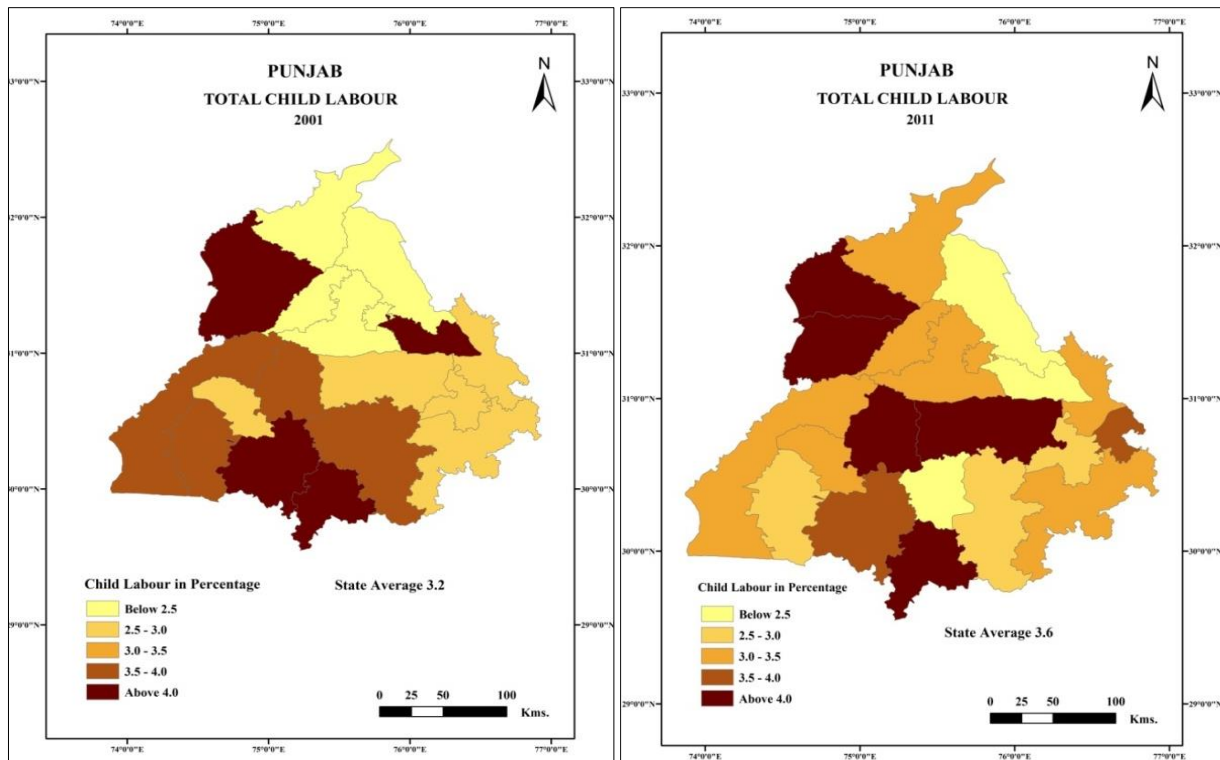
**Table1:** Percentage of Child labour in Punjab (Total)

Districts	2001	2011	Change
Gurdaspur	2.2	3.2	1.0
Kapurthala	2.2	3.3	1.1
Jalandhar	2.2	3.1	0.9
Hoshiarpur	2.2	2.4	0.2
Shahid Bhagat Singh Nagar	4.4	2.4	-2.0
Fatehgarh Sahib	2.8	2.5	-0.2
Ludhiana	2.9	4.1	1.2
Moga	3.6	4.3	0.8
Firozpur	3.9	3.1	-0.8
Muktsar	4.0	3.0	-1.1
Faridkot	2.7	3.3	0.6
Bathinda	4.5	3.8	-0.7
Mansa	4.3	4.5	0.2
Patiala	2.7	3.3	0.6
Amritsar	4.2	5.6	1.4
Tarn Taran	-	4.6	-
Rupnagar	2.5	3.1	0.5
Sahibzada Ajit Singh Nagar	-	3.6	-
Sangrur	3.8	2.5	-1.2
Barnala	-	2.1	-
Punjab	3.2	3.6	0.3

Source: Census of India

Table – 1 is shows that the percentage in child labours in Punjab. In 2001 the percentage of child labour was 3.2.and in 2011 was 3.6. In Punjab the highest percentage of child labour was found in Ludhiana, Moga, Amritsar, Tarn Taran, Gurdaspur, Firozpur, and Jalandhar. And the lowest

percentage of child labour in Punjab are Barnala, Rupnagar, Shahid Bhagat Singh Nagar, Hoshiarpur. As comparatively in 2001 the percentage of child labour has increase 2011. The main reason in increasing of child labour is due to increasing of migration.



**Fig 2**

Figure-2 showing that the total percentage of child labour in Punjab. In 2001 the average percentage of child labour was 3.2. These district's Shahid Bhagat Singh Nagar, Bathinda, Mansa, Muktsar, Amritsar, Sangrur, Moga have above the state average percentage of child labour. And Gurdaspur Jalandhar, Kapurthala, Hoshiarpur, Rupnagar, Patiala, Ludhiana, Fatehgarh Sahib, Faridkot have below the state

average percentage of child labour. In 2011 the average percentage of child labour is 3.6. These districts, Amritsar, Tarn Taran, Moga, Ludhiana, and Bathinda have above the state average percentage of child labour. And, Barnala, Hoshiarpur, Shahid Bhagat Singh Nagar, Fatehgarh Sahib, Gurdaspur, Jalandhar, Kapurthala, Muktsar Rupnagar, Faridkot, Patiala have below the state average percentage of

child labour.

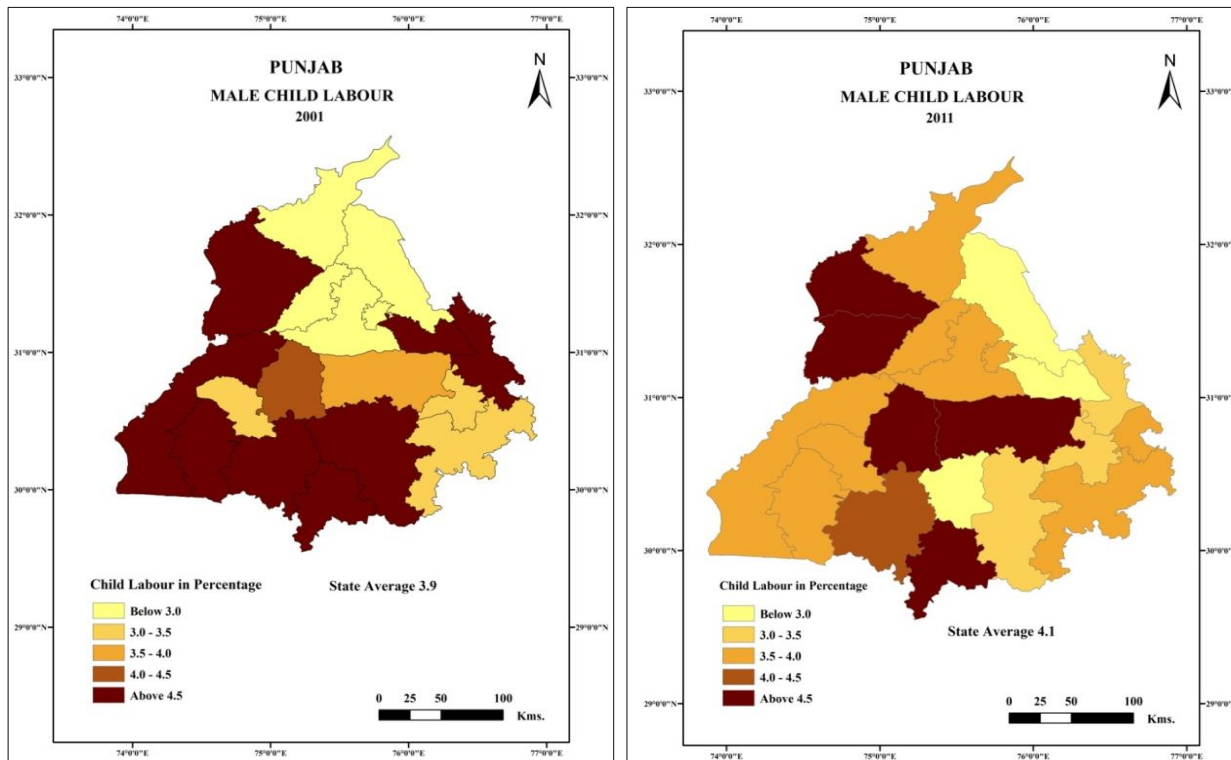
Table- 2 is showing that the change male percentage of child labour in Punjab. In 2001 the male child labour was 3.9 and 2011 the male child labour is 4.1. Eight districts Amritsar, Ludhiana, Faridkot, Moga, Kapurthala, Gurdaspur,

Jalandhar, and Patiala have increased child labour in 2011. And Shahid Bhagat Singh Nagar, Firozpur, Muktsar, Rupnagar, Sangrur, Mansa has decreased male percentage of child labour in Punjab

**Table 2:** Percentage of Child labour in Punjab (Male)

Districts	2001	2011	CHANGE
Gurdaspur	2.6	3.6	1.0
Kapurthala	2.8	3.8	1.0
Jalandhar	2.9	3.6	0.7
Hoshiarpur	2.6	2.6	0.0
Shahid Bhagat Singh Nagar	4.7	2.8	-1.9
Fatehgarh Sahib	3.3	3.1	-0.2
Ludhiana	3.8	4.7	0.9
Moga	4.4	5.1	0.8
Firozpur	4.7	3.6	-1.0
Muktsar	5.0	3.8	-1.2
Faridkot	3.5	4.0	0.6
Bathinda	5.2	4.4	-0.8
Mansa	5.4	4.9	-0.6
Patiala	3.3	3.8	0.5
Amritsar	4.9	6.1	1.2
Tarn Taran	-	5.4	-
Rupnagar	4.9	3.3	-1.6
Sahibzada Ajit Singh Nagar	-	3.9	-
Sangrur	4.6	3.2	-1.3
Barnala	-	2.7	-
Punjab	3.9	4.1	0.2

Source: Census of India



**Fig 3**

Figure-3 showing that the male child labour in Punjab. In 2001 the average percentage of child labour was 3.9. These district's Mansa, Bathinda, Muktsar, Amritsar, Rupnagar, Firozpur, Shahid Bhagat Singh Nagar, Moga, Sangrur, Firozpur have above the state average percentage of male child labour. And Hoshiarpur, Gurdaspur Kapurthala, Jalandhar, Fatehgarh Sahib. Faridkot, Ludhiana has below

the state average percentage of male child labour. In 2011 the average percentage of child labour is 4.1. These districts Amritsar, Moga. Mansa, Bathinda, Ludhiana, have above the state average percentage of male child labour. And. Hoshiarpur, Barnala, Shahid Bhagat Singh Nagar, Fatehgarh Sahib, Sangrur, Rupnaga Patiala Muktsar Firozpur, Jalandhar Kapurthala have below the state average percentage of male

child labour.

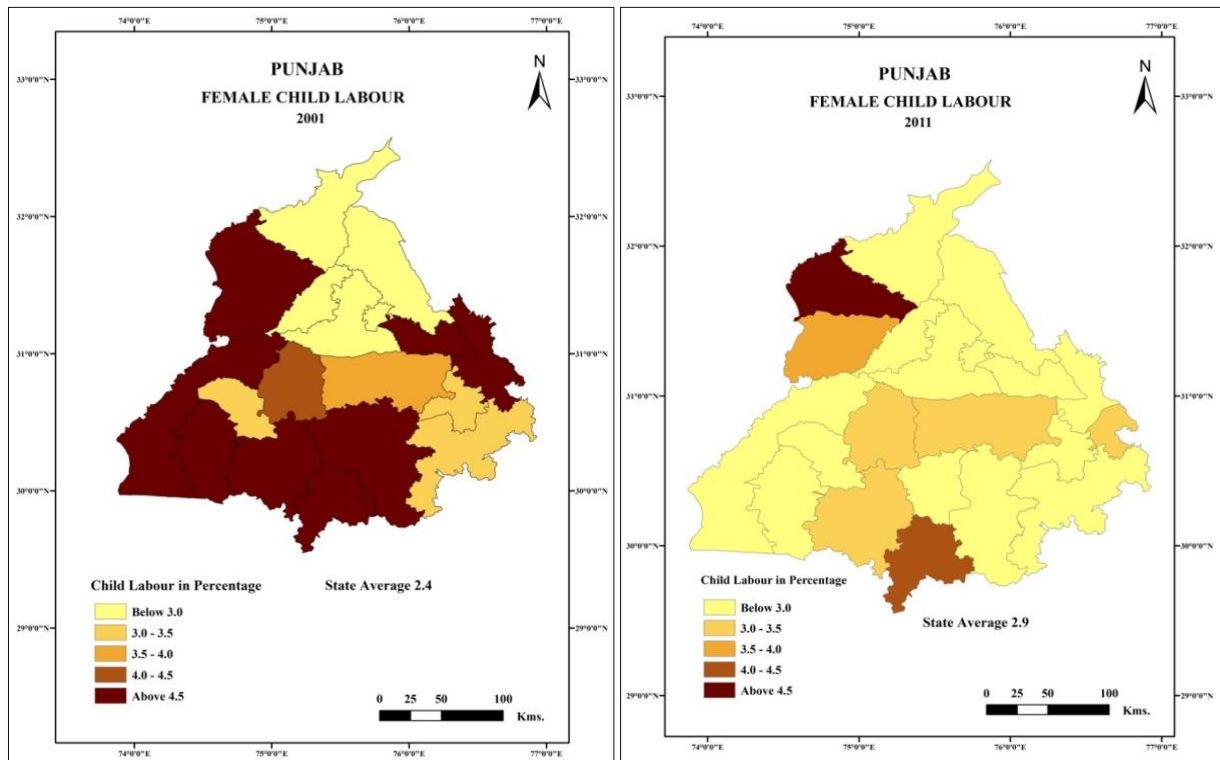
Table- 3 is showing that the change female percentage of child labour in Punjab. In 2001 the female child labour was 2.4 and 2011 the female child labour is 2.9. Eleven districts Amritsar, Ludhiana, Moga, Kapurthala, Gurdaspur,

Hoshiarpur, Jalandhar, and Patiala have increased female child labour in 2011. And Shahid Bhagat Singh Nagar, Fatehgarh Sahib, Firozpur, Muktsar, Rupnagar, Sangrur, Mansa has decreased of female child labour.

**Table 3:** Percentage Of Child labour in Punjab (Female)

Districts	2001	2011	CHANGE
Gurdaspur	1.7	2.8	1.0
Kapurthala	1.5	2.7	1.2
Jalandhar	1.4	2.5	1.1
Hoshiarpur	1.7	2.1	0.4
Shahid Bhagat Singh Nagar	4.2	2.0	-2.1
Fatehgarh Sahib	2.1	1.9	-0.2
Ludhiana	1.9	3.4	1.5
Moga	2.6	3.4	0.8
Firozpur	3.1	2.4	-0.7
Muktsar	2.9	2.0	-0.9
Faridkot	1.8	2.4	0.6
Bathinda	3.6	3.1	-0.5
Mansa	3.1	4.1	1.0
Patiala	2.1	2.7	0.6
Amritsar	3.3	5.0	1.7
Tarn Taran	-	3.6	-
Rupnagar	2.2	2.8	0.5
Sahibzada Ajit Singh Nagar	-	3.2	-
Sangrur	2.8	1.7	-1.2
Barnala	-	1.4	-
Punjab	2.4	2.9	0.5

Source: Census of India



**Fig 4**

Figure-4 shows that the female child labour in Punjab. In 2001 the average percentage of female child labour was 2.4. And 2011 is 2.9. In 2001 these district's Shahid Bhagat Singh Nagar Amritsar, Firozpur Bathinda Mansa Moga, Sangrur, Muktsar, the highest percentage of female child labour And Jalandhar Kapurthala Gurdaspur Hoshiarpur Fatehgarh Sahib Ludhiana Rupnagar Patiala have below the state average

percentage of female child labour. In 2011 the average percentage of child labour is 4.1. These districts Amritsar, Mansa, Tarn Taran, Bathinda, Moga, Ludhiana, and Sahibzada Ajit SingNagar, have above the state average percentage of female child labour. And Barnala, Sangrur, Fatehgarh Sahib, Shahid Bhagat Singh Nagar, Hoshiarpur Jalandhar Kapurthala Gurdaspur, Muktsar, Firozpur have

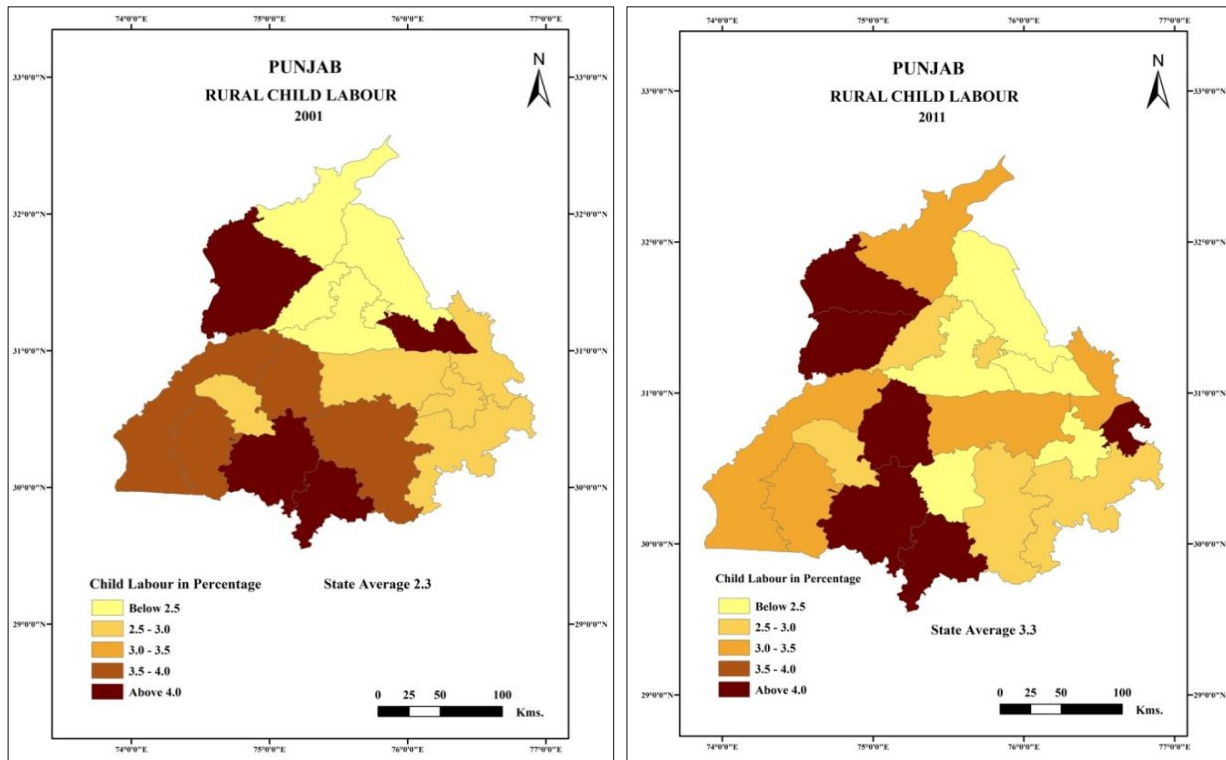
below the state average percentage of female child labour. Table- 4 is showing that the change of percentage in rural child labour in Punjab. In 2001 the rural child labour was 2.3 and 2011 the rural child labour was 3.3. Eight districts

Amritsar, Ludhiana, Moga, Kapurthala, Gurdaspur, Faridkot, mansa and, Rupnagar has increased rural child labour in 2011. And other district has decreased the rural child labour.

**Table 4: Percentage Of Child labour in Punjab (Rural)**

Districts	2001	2011	CHANGE
Gurdaspur	2.2	3.3	1.1
Kapurthala	2.2	2.8	0.6
Jalandhar	2.2	2.2	0.0
Hoshiarpur	2.2	2.2	0.0
Shahid Bhagat Singh Nagar	4.4	2.4	-2.0
Fatehgarh Sahib	2.8	2.2	-0.6
Ludhiana	2.9	3.3	0.3
Moga	3.6	4.0	0.5
Firozpur	3.9	3.4	-0.5
Muktsar	4.0	3.1	-0.9
Faridkot	2.7	2.9	0.2
Bathinda	4.5	4.1	-0.4
Mansa	4.3	4.4	0.0
Patiala	2.7	2.7	0.0
Amritsar	4.2	5.3	1.1
Tarn Taran	-	4.8	-
Rupnagar	2.5	3.4	0.9
Sahibzada Ajit Singh Nagar	-	4.1	-
Sangrur	3.8	2.6	-1.2
Barnala	-	1.9	-
Punjab	2.3	3.3	1.0

Source: Census of India



**Fig 5**

Figure-5 Shows that the percentage of rural child labour in Punjab. In 2001 the average percentage of rural child labour was 2.3. And 2011 is 3.3. In 2001 the highest percentage of rural child labour was Bathinda, Shahid Bhagat Singh Nagar, Faridkot, Amritsar, Muktsar, Firozpur, Sangrur, Moga, Fatehgarh, Sahib, Ludhiana, Patiala, Rupnagar, Mansa. And, Kapurthala, Jalandhar, Gurdaspur Hoshiarpur, have below the state average

percentage of rural child labour. In 2011 the average percentage of rural child labour is 3.3. These districts Amritsar, Tarn Taran, Mansa, Bathinda, Moga, Sahibzada Ajit Singh Nagar have above the state average percentage of rural child labour and Barnala, Jalandhar, Hoshiarpur, Patiala, Sangrur, Faridkot, Fatehgarh Sahib, Kapurthala, Shahid Bhagat Singh Nagar have below the state average percentage of rural child labour.



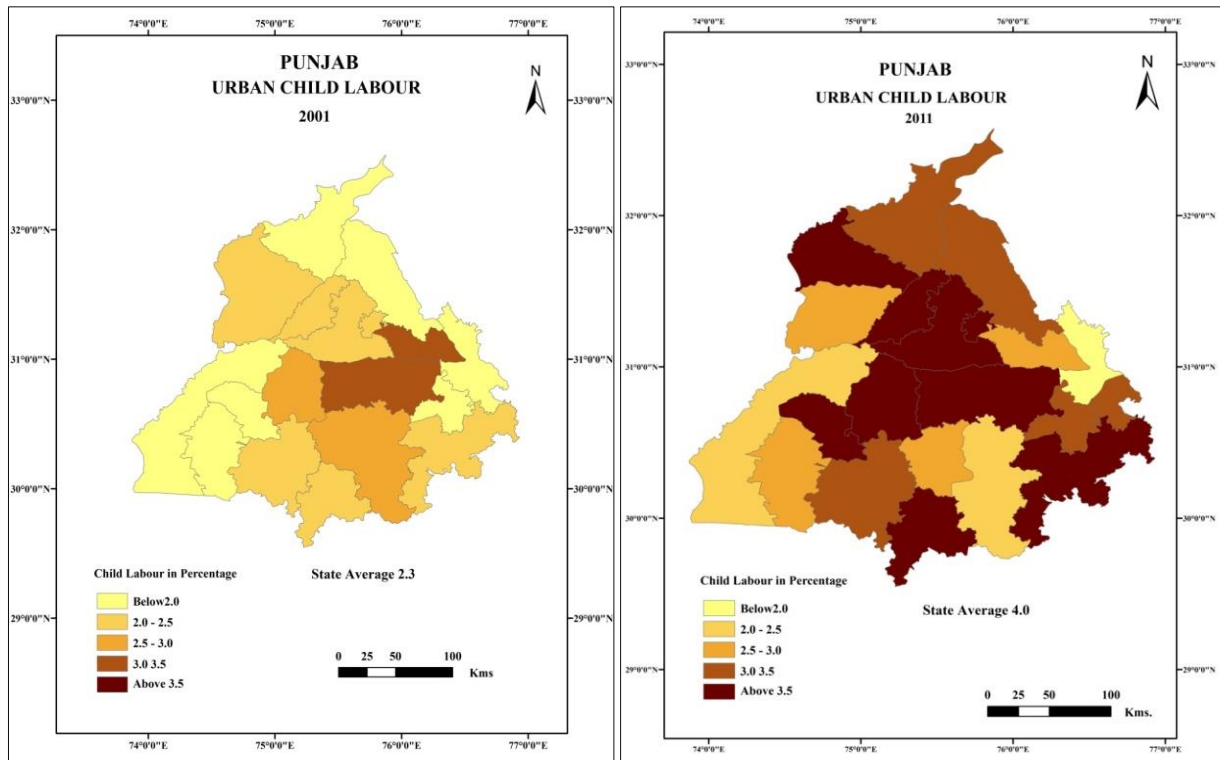
Table- 5 is showing that the change of percentage in urban child labour in Punjab. In 2001 the urban child labour was 2.3 and 2011 the urban child labour was 4.0. Sixteen districts Amritsar, Hoshiarpur Ludhiana, Moga, Kapurthala,

Gurdaspur, Faridkot, Firozpur, Bathinda, Fatehgarh Sahib, mansa Sangrur and, Rupnagar has increased rural child labour in 2011. And only one district Shahid Bhagat Singh Nagar has decreased.

**Table 5: Percentage Of Child labour in Punjab (Urban)**

Districts	2001	2011	CHANGE
Gurdaspur	1.5	3.1	1.7
Kapurthala	2.0	4.4	2.4
Jalandhar	2.1	4.0	1.9
Hoshiarpur	1.6	3.3	1.6
Shahid Bhagat Singh Nagar	3.3	2.6	-0.7
Fatehgarh Sahib	1.9	3.4	1.4
Ludhiana	3.1	4.7	1.6
Moga	2.8	5.4	2.5
Firozpur	1.9	2.1	0.2
Muksar	2.0	2.7	0.7
Faridkot	1.9	4.0	2.1
Bathinda	2.1	3.3	1.2
Mansa	2.4	5.0	2.5
Patiala	2.2	4.3	2.1
Amritsar	2.4	5.9	3.6
Tarn Taran	-	3.0	-
Rupnagar	1.3	2.0	0.7
Sahibzada Ajit Singh Nagar	-	3.1	-
Sangrur	2.6	2.4	-0.2
Barnala	-	2.6	-
Punjab	2.3	4.0	1.7

Source: Census of India



**Fig 6**

Figure-6 Showing that the percentage of urban child labour in Punjab. In 2001 the average percentage of urban child labour in Punjab was. 2.3. In 2001 the highest percentage of urban child labour was. Mansa, Ludhiana, Moga, Amritsar, Sangrur, Shahid Bhagat Singh Nagar. And Rupnagar, Hoshiarpur, Gurdaspur, Mansa, Patiala, Amritsar, Faridkot, Bathinda, Muktsar, Firozpur, Jalandhar Kapurthala have below the state average percentage of urban child labour. In

2011 the average percentage of urban child labour is 4.0. These districts Amritsar, Moga, Ludhiana, Patiala, Mansa, and Kapurthala have above the state average percentage of urban child labour and Bathinda, Sahibzada Ajit Singh Nagar, Fatehgarh Sahib, Hoshiarpur, Gurdaspur, Shahid Bhagat Singh Nagar, Firozpur, Muktsar, Barnala, Rupnagar, Sangrur, Tarn Taran Nagar have below the state average percentage of urban child labour.

## Results

This study reveals that percentage of child labour has increased 0.3 percentages in 2011 compared 2001. Amritsar, Ludhiana, Kapurthala, Gurdaspur, Moga, Hoshiarpur, Jalandhar, Faridkot, Roop Nagar, Patiala, Mansa districts, shows the increasing trends

The percentage of male child labour in Punjab has increased 0.2 percentages in 2011 as compared to 2001.

The total percentage of female child labour in Punjab has increased 0.5 percentages during the study period. In 2011 the percentage of total rural child labour is increased compared to 2001 the increasing rate was 1.0 percentage

The negative change in total child labour in two decades is due to the migration of the labour class in the urban and rural center from Bihar and U.P.

## Suggestion

Laws made by government to restrict child labour must be strictly imposed government with good quality of education I must in every locality with low tuition fees

Setting of NGO and organization that can help in coping up with child labour at local and at emotional level National level band

Making people aware about the consequences of child labour and its impact on our national economy and development

## References

1. Navneet Kumar. "A Socio-Economic Analysis of Child Labour in Ludhiana", M. Phil. Dissertation, Department of Economics, Punjabi University, Patiala, Punjab (India), 2004.
2. Mamta. "Child Labour in Automobile Workshops: A Study of Informal Sector of Punjab", Ph.D. Dissertation, Department of Business, Punjabi University, Patiala (Punjab) India, 2002.
3. Jauyantilal Bhandari. "Child Labour, Challenges Ahead", Yojna, 2002, 52(1).
4. Gopal Bhargava. Child Labour: Volume I, Kalpaz Publications, Delhi, 2003. 70 Babita Agarwal, Child Labour: Issues, Causes and Interventions, Mahamaya Publishing House, New Delhi, 2008.